


differentiated **SPELLING**

grades
4&5

Spelling lists, tests,
practice activities,
games and more!

by
Teacher's
Clubhouse



Name: _____

Spelling Test

SCORE: _____

CHOICE WORDS

SPELL IT/WRITE IT

1. _____

2. _____

3. _____

4. _____

5. _____

6. _____

7. _____

8. _____

9. _____

10. _____

Circle the INCORRECTLY spelled word in the sentence and then WRITE IT correctly in the box.

11. The badge was about one ench wide.

12. I tried to wedje my foot in between the tree's trunk and the branch.

13. You must have a bagde to get across the bridge.

14. The brunch started with us saying the pledje.

15. The brigde near the ranch was blocked after the storm knocked down trees.

Circle the correctly spelled word in each row.

16.

gaget
gadget
gadget

17.

brunch
brucnh
brunge

18.

rantch
ranch
randge

19.

wrinch
wrenge
wrench

20.

brantch
brandge
branch



Bonus:

On the back of this page, draw a picture to show the meaning of the word in #6 above.

Name: _____

Spelling Test

SCORE: _____

CHOICE WORDS

SPELL IT/WRITE IT

1. _____
2. _____
3. _____
4. _____
5. _____

6. _____
7. _____
8. _____
9. _____
10. _____

Circle the INCORRECTLY spelled word in the sentence and then WRITE IT correctly in the box.

11. There's only a smigen of ink left in the cartridge.	
12. She didn't even flench when I tried to dislodge the splinter from her finger.	
13. Mom didn't even acknowledge the hodgpodge of toys in the foyer.	
14. I passed judgement on the new juice when it didn't even quinch my thirst.	
15. You must scrunch the top of the rocket together before you lawnch it in the air.	

Circle the correctly spelled word in each row.

16.

acknowlidge
akcknowledge
acknowledge

17.

cartredge
cartridge
cartradge

18.

jugement
judgemint
judgement

19.

scrunch
skrunch
sckrunch

20.

intrench
entrinch
entrench



Bonus:

On the back of this page, draw a picture to show the meaning of the word in #6 above.

Sort it Out!

Cut out the words. Sort the words using the headings. Glue into notebook or onto paper. (Optional: Put words in each group in ABC order before gluing them down.) Highlight the spelling pattern focus in each word. Circle the words from your spelling list. If time permits, draw a sketch to represent each word.

dge**nch**

badge

bridge

gadget

wedge

pledge

brunch

ranch

wrench

inch

branch

begrudge

dislodge

fidget

cinch

drench

acknowledge

cartridge

hodgepodge

judgement

smidgen

quench







scrunch

launch

entrench

flinch

Word Connections

					
flinch	cartridge	cinch	fidget	bridge	quench
judgement	smidgen	quench	scrunch	launch	entrench
fidget	cinch	inch	branch	drench	hodgepodge
dislodge	acknowledge	cartridge	brunch	ranch	wrench
badge	bridge	begrudge	gadget	wedge	pledge

Read

Spell

Use

Define

Word Graph-iti

badge

smidgen

begrudge

brunch

fidget

Judgement

gadget

hodgepodge

ranch

acknowledge

cinch

wedge

PLEDGE

flinch

entrench

wrench

branch

DRENCH

cartridge

inch

dislodge

launch

scrunch

bridge

quench

dge

nch

List #1

Word Graph-iti

Read each word. Decide where the word belongs on the graph. Write it in the correct column.

Words to be sorted:

- badge
- fidget
- ranch
- wedge
- wrench
- inch
- smidgen
- judgement
- acknowledge
- branch
- dislodge
- begrudge
- gadget
- cinch
- pledge
- launch
- scrunch
- brunch
- hodgepodge
- entrench
- cartridge
- quench
- bridge
- drench
- flinch

hodgepodge		scrunch	
cartridge		launch	
acknowledge		entrench	
fidget		flinch	
dislodge		drench	
begrudge		cinch	
pledge		branch	
wedge		inch	
gadget		wrench	
bridge	smidgen	ranch	
badge	judgement	brunch	quench
dge		nch	

Name: _____

TRACE

badge

bridge

gadget

wedge

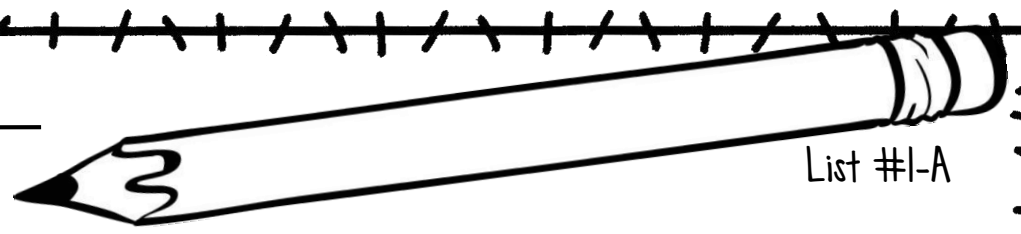
pledge

brunch

ranch

wrench

WRITE



List #1-A

Handwriting practice lines for the 'WRITE' section. The page contains ten sets of horizontal lines, each consisting of a solid top line, a dashed middle line, and a solid bottom line, providing a guide for letter height and placement.



TRACE

inch

branch

begrudge

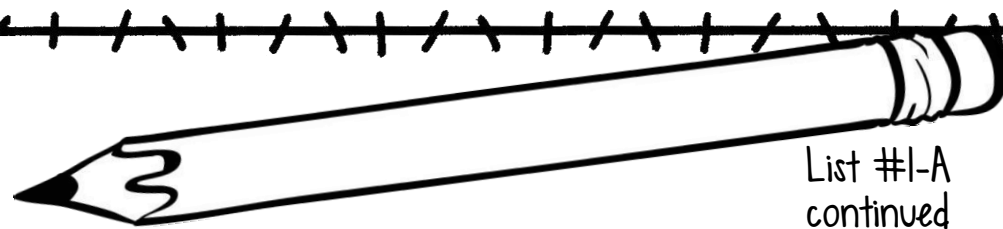
dislodge

fidget

cinch

drench

WRITE



List #1-A
continued

Handwriting practice lines for the 'WRITE' section, consisting of multiple sets of three horizontal lines (top, middle dashed, and bottom) for cursive writing.



Write a sentence in
cursive using one or
more spelling words.

A large rectangular box for writing a sentence in cursive using the spelling words.

Name: _____

TRACE

acknowledge

cartridge

hodgepodge

judgement

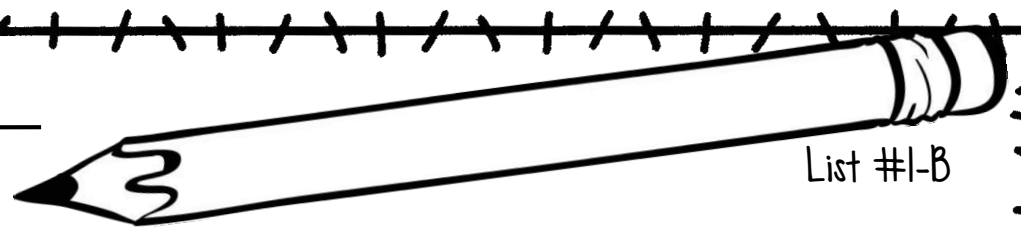
smidgen

quench

scrunch

launch

WRITE



List #1-B

TRACE

entrench

flinch

begrudge

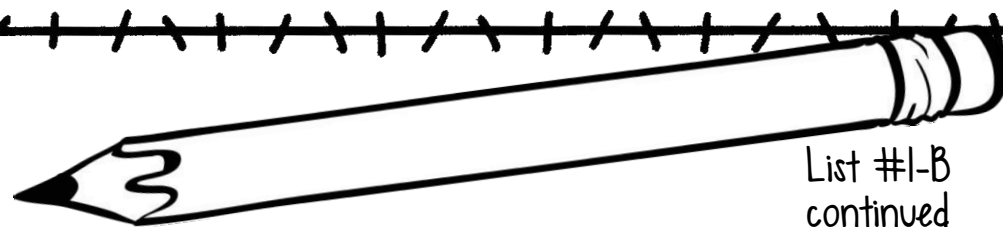
dislodge

fidget

cinch

drench

WRITE




List #1-B
continued

Handwriting practice lines consisting of solid top and bottom lines with a dashed middle line, providing a guide for letter height and placement.



Write a sentence in
cursive using one or
more spelling words.

A large rectangular box for writing a sentence in cursive using the spelling words.



Teacher's Clubhouse
with Amanda

Thank you for your purchase!

My Shops



If you are interested in my other products, you may find the full selection (individual resources, as well as bundled units) at <http://www.teachersclubhouse.com>.

You may also find my bundled units available at my TpT shop at

<http://www.teacherspayteachers.com/Store/Teachers-Clubhouse>.



You may also be interested in my intermediate (grades 4-6) resources that can be found at

<http://www.lightbulbminds.com> or <http://www.teacherspayteachers.com/Store/Lightbulb-Minds>.


Terms & Conditions

By downloading this file, you are agreeing to the following terms and conditions. Teacher's Clubhouse, Inc. owns and retains the copyright on each file, document, PowerPoint, game, unit, and other material available on its website. Your download entitles you to a license to use the unaltered file for non-commercial, non-profit purposes in one classroom only. If you intend to use the file in multiple classrooms, you must purchase one copy for each classroom. Your license does not authorize you to re-sell or otherwise use Teacher's Clubhouse materials for profit in any way; to alter the file in any way; or to post or distribute Teacher's Clubhouse materials on your website, through email, on message boards, or in printed copy, except that your license authorizes you to distribute printed copies to students in one classroom. Disregarding these terms and conditions is a violation of federal and state copyright laws.

Credits



<http://www.tactile-studio.net/>



Paula Kim Studio

Click to Connect!

